


AMPLATZER™ AMULET™

LEFT ATRIAL APPENDAGE OCCLUDER

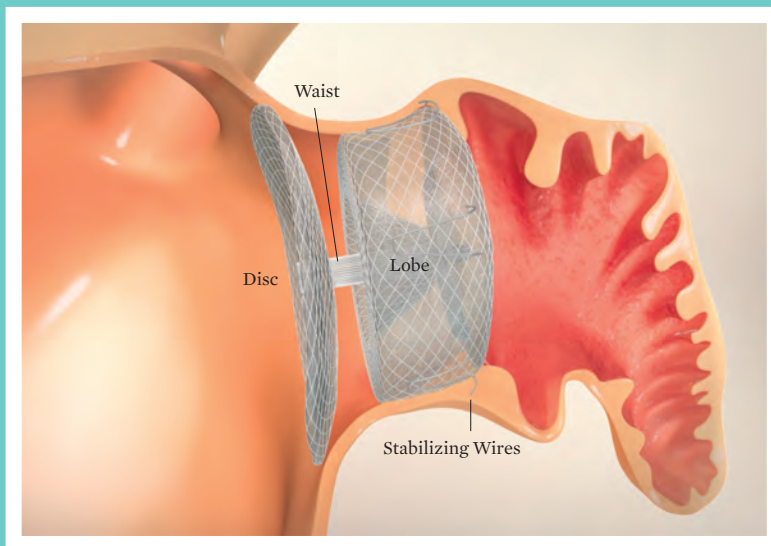


EXPECT THE BEST OF ALL WORLDS FROM YOUR LEFT ATRIAL APPENDAGE OCCLUDER:

Ease of use, the broad range of sizes and a design allowing for a complete ostial seal.

The AMPLATZER™ Amulet™ device features a unique design intended to completely seal the left atrial appendage at the orifice.

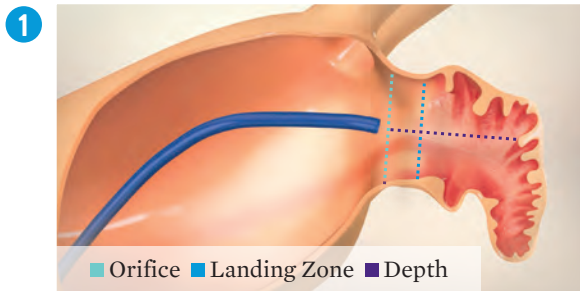
- Flexible nitinol braid allows for conformability to different types of appendage anatomy.
- Complete range of sizes to seal left atrial appendages with landing zone diameters from 11 to 31 mm.¹
- Proximal device positioning optimizes placement regardless of distal anatomy or multiple distal lobes.¹



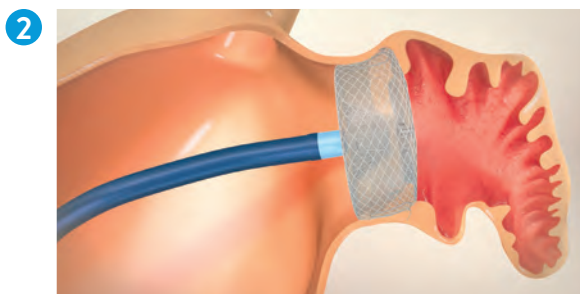
Appendage anatomies come in all shapes and sizes and your stroke reduction device should too.

The AMPLATZER™ Amulet™ left atrial appendage occluder is built on the proven AMPLATZER™ technology, and offers a conformable disc and lobe designed for complete occlusion of the left atrial appendage (LAA).

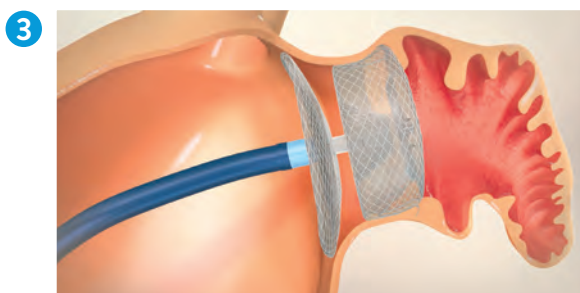
STREAMLINED PROCEDURE KEEPS YOU IN CONTROL.



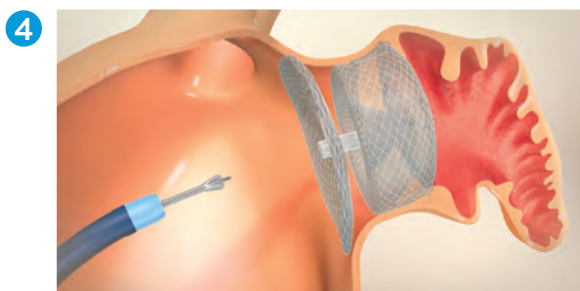
Measure the left atrial appendage orifice, landing zone and depth.



Deploy the lobe of the AMPLATZER™ Amulet™ occluder in the landing zone of the LAA.



Deploy the disc of the AMPLATZER Amulet device to fully cover the LAA ostium.

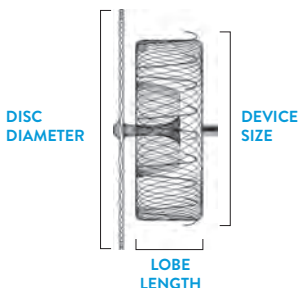


Release the AMPLATZER Amulet device from the delivery cable.

Ordering Information

AMPLATZER™ Amulet™ Left Atrial Appendage Occluder

| Model/Reorder Number | Size/Lobe Diam (mm) |
|----------------------|---------------------|
| 9-ACP2-007-016 | 16 |
| 9-ACP2-007-018 | 18 |
| 9-ACP2-007-020 | 20 |
| 9-ACP2-007-022 | 22 |
| 9-ACP2-010-025 | 25 |
| 9-ACP2-010-028 | 28 |
| 9-ACP2-010-031 | 31 |
| 9-ACP2-010-034 | 34 |



Accessories

AMPLATZER™ Amulet™ Delivery Sheath

| Model/Reorder Number | Sheath Size |
|----------------------|-------------|
| DS-TV45X45-12F-080 | 12 F |
| DS-TV45X45-14F-080 | 14 F |

AMPLATZER™ Guidewire

| Model/Reorder Number | Diam (in) |
|----------------------|-----------|
| 9-GW-002 | 0.035 |

Device Dimensions And Sizing Chart

| Maximum landing Zone Width (mm) | Device Size (mm) | Lobe Length (mm) | Minimum LAA Depth (mm) | Disc Diameter (mm) | Sheath Diameter |
|---------------------------------|------------------|------------------|------------------------|--------------------|---------------------------------------|
| 11.0-13.0 | 16 | 7.5 | ≥ 10 | 22 | 12 F or 14 F (with adaptor) |
| 13.0-15.0 | 18 | 7.5 | ≥ 10 | 24 | |
| 15.0-17.0 | 20 | 7.5 | ≥ 10 | 26 | |
| 17.0-19.0 | 22 | 7.5 | ≥ 10 | 28 | |
| 19.0-22.0 | 25 | 10 | ≥ 12 | 32 | |
| 22.0-25.0 | 28 | 10 | ≥ 12 | 35 | 14 F |
| 25.0-28.0 | 31 | 10 | ≥ 12 | 38 | |
| 28.0-31.0 | 34 | 10 | ≥ 12 | 41 | |

1. AMPLATZER™ Amulet™ Instructions for Use
2. National Institute for Health and Care Excellence. Atrial fibrillation: the management of atrial fibrillation - NICE clinical guideline 180 (August 2014).
3. Tzikas, A., Shakir, S., Gafoor, S., Omran, H., Berti, S., Santoro, G., . . . Park, J. (2016). Left atrial appendage occlusion for stroke prevention in atrial fibrillation: multicentre experience with the AMPLATZER Cardiac Plug. *EuroIntervention*, 11, 1170-1179.

Abbott Vascular International BVBA
Park Lane, Culliganlaan 2B, B-1831 Diegem, Belgium, Tel: +32 2 714 14 11

This product is intended for use by or under the direction of a physician. Prior to use, reference the Instructions for Use for more detailed information on Indications, Contraindications, Warnings, Precautions and Adverse Events. Information contained herein is for distribution for Europe, Middle East and Africa ONLY. All products herein are trademarks of the Abbott Group of Companies. All drawings are artist's representations only and should not be considered as an engineering drawing or photograph. Photo(s) on file at Abbott. For more information, visit our web site at www.abbott.com © 2017 Abbott. All rights reserved. 9-EH-1-7428-01 12-2017

